


PRODUCT DIMENSION


Standard Width	: 1220mm
Available Width	: 1550mm
Standard Length	: 2440mm, 3050mm, 3660mm
Available Length	: Any length up to 4880mm
Standard Thickness	: 3mm, 4mm
Available Thickness	: 2mm, 5mm, 6mm
Alu. Coil Thickness	: 0.25mm, 0.50mm

PRODUCT TOLERANCE

Width	: ± 2mm
Length	: ± 4mm (Not allowed minus error)
Thickness	: 4mm Thick ± 0.2mm
Squareness	: Max + 5.0mm
Bow	: Max 0.5%



■ EB-101 Bright Silver



■ EB-103 Champagne Silver



■ EB-105 Dark Bronze




■ EB-107 Fine Copper




■ EB-109 Jade Green



■ EB-201 Snow White



■ EB-102 Metallic Silver



■ EB-104 Champagne Gold



■ EB-106 Karat Gold



■ EB-108 Blue Silver



■ EB-110 Silver Black



■ EB-202 Milky White

ADVANTAGE OF EVA BOND

- ▶ Ultra modern look and excellent flatness can be shaped and formed without any loss of surface integrity.
- ▶ Lightweight, reducing frame loading and installation costs.
- ▶ Good Sound insulation - reduces unwanted vibrational noise.
- ▶ Ease of insulation and fabrication-can be bent, cut, drilled, punched, stamped & shaped into complex shapes.
- ▶ Resistance to extremes of weather exposure and temperature.
- ▶ Excellent UV characteristics retains colour after long exposure.
- ▶ Smooth paint finish and lacquering - 3 layer PVDF 70% Kynar - 500
- ▶ Superior flatness - ideal of creating smooth, monolithic surfaces.
- ▶ High impact resistance
- ▶ Pollution, acid, alkali and self-spray resistance finish.
- ▶ Very low coefficient of expansion.
- ▶ Minimum maintenance.
- ▶ Wide range of choice available.
- ▶ Can be cleaned using detergents.
- ▶ Anti-Fungal protection.

APPLICATIONS

- ▶ Eva Bond is the most versatile product for exterior and interior use.
- ▶ Exteriors (curtain walling and wall paneling) of high rise apartments, industrial and commercial buildings, hospitals, hotels, gas stations, shopping malls, educational institutes, convention centers etc.
- ▶ Roof edging and spandrel panels, wall and ceiling panels, beam wraps etc.
- ▶ Facelift / retrofit offer buildings columns and beam covers. Interiors (wall and ceilings) of shops apartments, offices, workshops, showrooms, elevators etc.
- ▶ Store canopies, shop fronts, sign-boards, display units, vehicle bodies, sign-posts etc.
- ▶ Innovative furniture, partitions etc.

SUGGESTIONS

1. To ensure colour consistency, the total requirement for a project is advised to be placed in one order. It is also recommended to install the panels in the same direction as marked arrow on protective peel-of-film to avoid possible reflection differences.
2. Custom colours are also available upon request for solid colours, metallic colours and special finishes such as mirror, brush finishes etc. Subject to the respective minimum quantity.
3. Colour may vary from batch to batch. (± Δ5)





■ EB-203 Lemon Yellow



■ EB-205 Refreshing Orange



■ EB-207 Refreshing Green



■ EB-209 Deep Grey



■ EB-211 Dark Blue



■ EB-302 Brush Gold



■ EB-304 Mirror Gold




■ EB-204 Traffic Yellow



■ EB-206 Bright Red



■ EB-208 Sea Blue



■ EB-210 Black



■ EB-301 Brush Silver



■ EB-303 Mirror Silver



■ EB-305 Stainless Steel

